



Fly me to the moon

This armchair is a harmonious creation crafted entirely from solid wood. Each essential part—from the backrest and armrests to the seat frame and legs—is meticulously formed, with every piece featuring a leaf-like cross-section. The backrest provides strong support for the lower back, while the armrests extend gracefully, adding to the user's overall comfort. The seat frame is connected with traditional finger joints, seamlessly transitioning into the legs, which maintain sharp, clean edges, highlighting the chair's sleek and modern aesthetic.

Fly me to the moon



I-312 Armchair

W520×D495×H721×SH447×AH670


TIME & STYLE

W (width)
D (depth)
H (height)
SH (seat height)
AH (arm height)


Dimensions Unit: mm




Beech
Natural white




Beech
Snow white



Beech
Medium grey



Beech
Charcoal grey



Beech
Soap