



Shrine low table

The Ise Grand Shrine, with its history of 2000 years, is surrounded by the many smaller shrines that dot its vast, wooded grounds. We created a low table patterned after the shrines of varying sizes found in those woods. Like the roof of a shrine, the front facing of the tabletop is sloped to in the manner of straight eaves. Like the pillars that support a shrine's roof, the four corners of the tabletop are supported by columns, passed through by crosspieces to create a robust structure. The presence created by horizontally overlapping tables of disparate sizes recalls the sight of shrines in the woods and expresses that image in an interior space.

Shrine low table

TIME & STYLE



T-821 low table
W450×D450×H400



T-822 low table
W450×D450×H450



T-823 low table
W600×D600×H350



T-824 low table
W600×D600×H600

W (width)
D (depth)
H (height)

Dimensions Unit: mm



T-825 low table
W1000×D1000×H300



T-826 low table
W1000×D1000×H400



T-831 low table
W900×D450×H400



T-832 low table
W900×D450×H500



T-833 low table
W1200×D600×H350



T-834 low table
W1200×D600×H400



T-835 low table
W1600×D750×H300



T-836 low table
W1600×D750×H350

Shrine low table

TIME & STYLE



T-841 low table
φ450×H450



T-842 low table
φ450×H500



T-843 low table
φ600×H400



T-844 low table
φ600×H600



T-845 low table
φ900×H350



T-846 low table
φ900×H400



T-847 low table
φ1200×H300




T-848 low table
φ1200×H350

φ (diameter)
H (height)


Dimensions Unit: mm




Oak
Natural white




Oak
Snow white



Oak
Medium grey




Oak
Charcoal grey



Oak
Soap



Oak
Beeswax



Oak
Tannin black