



Shoku

A stand for placing bonsai or flower vases is called a “shoku” in Japanese. A flat board to place bonsai is called jiita. It is a manner to place bonsai on either a shoku or jiita.

In Japanese style houses, bonsai decorates an alcove known as Tokonoma, along with a wall scroll. A doll or a stone is known as suiseki, which resembles a scenery, is placed on the alcove shelves for welcoming guests, and admiring the changing seasons. We created a shoku for bonsai that fits in modern spaces.

Shoku

TIME & STYLE



TB-111 shoku
W420×D420×H27



TB-112 shoku
W480×D320×H27



TB-113 shoku
W680×D420×H27



TB-114 shoku
W800×D600×H27

W (width)
D (depth)
H (height)

Dimensions Unit: mm



TB-121 shoku
W420×D420×H96



TB-122 shoku
W480×D320×H96



TB-123 shoku
W680×D420×H96



TB-124 shoku
W800×D600×H96



TB-131 shoku
W420×D420×H180



TB-132 shoku
W480×D320×H180



TB-133 shoku
W680×D420×H180



TB-134 shoku
W800×D600×H180



TB-141 shoku
W420×D420×H550




TB-142 shoku
W480×D320×H550




TB-143 shoku
W680×D420×H550




Oak
Natural white



Oak
Snow white



Oak
Medium grey



Oak
Charcoal grey