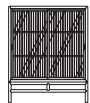


Museum cabinet transparency

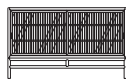
The lattice, an element of traditional Japanese furniture, is a design that exquisitely expresses the beauty of wood. It brings natural light into the cabinet while capturing touches of the stored objects area through the lattice. Along with the lattice sliding doors, solid wood sliding doors and glass sliding doors with drawers practical in daily life are available. This product is a contemporary lifestyle replacement for storage furniture symbolized by traditional Japanese cupboards.

Museum cabinet transparency

TIME & STYLE



C-571 cabinet
W1400×D450×H1700




C-572 cabinet
W2100×D450×H1250

W (width)
D (depth)
H (height)

Dimensions Unit: mm




Oak
Natural white




Oak
Snow white



Oak
Medium grey



Oak
Charcoal grey



Oak
Beeswax



Glass
Clear