

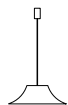


Mt. Fuji pendant

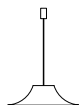
The shade is made by a metal spinning technique. In this artisan technique, a sheet metal disk is rotated and pressed against a mold by using a stick-shaped tool. Since subtle adjustments to the applied pressure determine the final result, the skill and experience of seasoned artisans are essential in processing a 2mm-thick aluminum sheet into the sleek shape.

The simple form made of aluminum material, however, is evocative of inorganic industrial design. Even though the product is made via a number of manual processes by artisans, such traces are nowhere to be seen, and this was one of the concepts behind the product.

Mt. Fuji pendant



MF-01 pendant light
φ 660 × H211



MF-02 pendant light
φ 820 × H225

TIME & STYLE

φ (diameter)
H (Height)

Dimensions Unit : mm

.....

ELECTRICAL SPECIFICATIONS

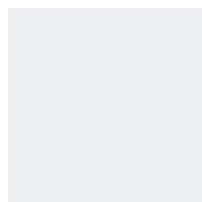
Recommended bulb:
LED 810lm / 2700K (Not Included)

Bulb holder:
Type C (EU) E27
Type A (US) E26

Voltage:
Type C (EU) 220V
Type A (US) 120V

Canopy:
φ 100 × H26mm, Metal
matte white

Cord length: 2m (White)



Aluminum
Matte white