



### Iris

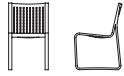
Designed by Midori Mitsui

Iris is a chair as a compilation of Midori Mitsui's pursuit in creating furniture for many years. Two boards of formed plywood are overlaid alternately to create regularly spaced square holes at the intersecting areas of the slits. The smooth line from the seat surface to backrest fits well with the body and offers a soft seating experience.

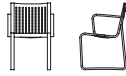
It requires high technique that accurately overlaying two boards of formed plywood and forming of a chair by fixing the formed plywood with the side frame which is integrated with legs.

# Iris

Designed by Midori Mitsui



IM-001 side chair  
W457 × D547 × H768 × SH423




IM-002 armchair  
W527 × D547 × H768 × SH423 × AH640


## TIME & STYLE

W (width)  
D (depth)  
H (height)  
SH (seat height)  
AH (arm height)

Dimensions Unit: mm




Beech  
Natural white




Beech  
Snow white



Beech  
Medium grey



Beech  
Charcoal grey



Beech  
Soap