



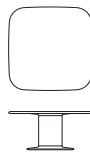
Elliptical cylinder casting bronze table

The base, brace, and plate under the tabletop that forms the leg of this table were created with a seamless, integrated design using casting techniques. The tranquility of simple design and strength of bronze coexist in this product.

Presenting new possibilities in the form of furniture to the casting industry, which has focused on the production of Buddhist altars and Buddha statues for several hundred years, is a valuable endeavor that will bring new life to the Japanese casting to produce an innovative type of traditional crafts.

Elliptical cylinder casting bronze table

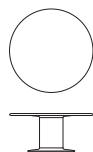
TIME & STYLE



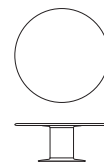
T-705 dining table
W1600×D1600×H740



T-706 dining table
W1800×D1800×H740



T-715 dining table
φ1600×H740



T-716 dining table
φ1800×H740

W (width)
D (depth)
H (height)
φ (diameter)

Dimensions Unit: mm




Oak
Natural white



Oak
Snow white



Oak
Medium grey



Oak
Charcoal grey



Oak
Soap



Oak
Beeswax



Oak
Tannin black



Bronze
Satin finish



Bronze
Black stain