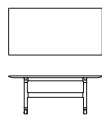





Ballet

This is a table with legs created by shaving solid wood using advanced woodworking techniques. The two legs shaved in a curved manner seamlessly connect to the support, and they feel soft even when touched with bare feet. The legs, support, and beams are organically elliptical. The gentle roundness of the legs and the edges' ridged lines harmonize together. The design, in which two legs attach to the interior part of the tabletop, allows multiple people to sit at the table without the legs getting in the way.

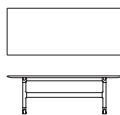
Ballet



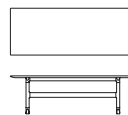
T-581 dining table
W1800×D900×H730



T-582 dining table
W2000×D900×H730



T-583 dining table
W2200×D900×H730



T-584 dining table
W2400×D900×H730

TIME & STYLE

W (width)
D (depth)
H (height)

Dimensions Unit: mm




Oak
Natural white



Oak
Snow white



Oak
Medium grey




Oak
Charcoal grey



Oak
Soap



Oak
Beeswax



Oak
Tannin black