

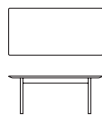


### A table in the silent forest

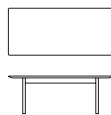
It consists of only four parts, which are a tabletop, two legs, and a stretcher beam that serves to connect the legs.

The tabletop is formed from 35-mm-thick solid boards of random widths put together. Selecting the materials and connecting them at random widths gives the tabletop a more natural look. To make the top appear as thin as possible, we cut the edges at curves to within 10-mm, then gave it slopes for a form that returns to 35-mm. Plus, the legs that support the tabletop have been given a delicate streamlined form, yet remain reliably strong.

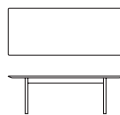
## A table in the silent forest



T-491 dining table  
W1800×D900×H730



T-492 dining table  
W2000×D900×H730



T-493 dining table  
W2200×D900×H730

## TIME & STYLE

W (width)  
D (depth)  
H (height)


Dimensions Unit: mm




Oak  
Natural white



Oak  
Snow white



Oak  
Medium grey




Oak  
Charcoal grey



Oak  
Soap



Oak  
Beeswax



Oak  
Tannin black